



School System Review Waterford Valley High

School Systems Review 2019-20
Avalon Region, Zone 15
Trustee Keith Culleton





Cowan Heights
Elementary

St.
Matthew's
Elementary

Hazelwood
Elementary

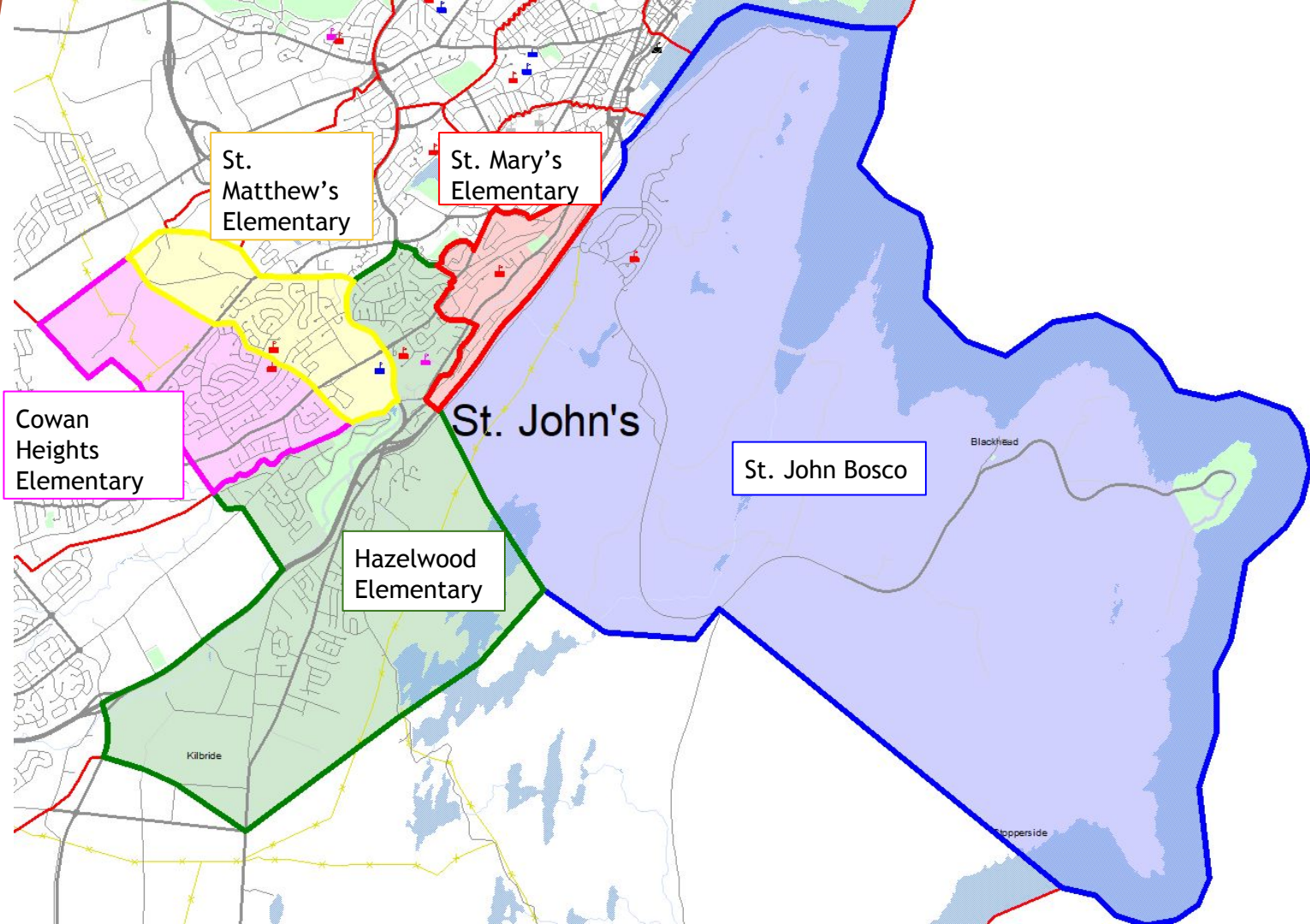
St. Mary's
Elementary

St. John
Bosco

Waterford
Valley
High

Beaconsfield
Junior High

Cape Spear Lighthouse
National Historic Site



Waterford Valley High (10-12)



St. John Bosco (K-9)



Beaconsfield Junior High (7-9)



Cowan Heights Elementary (K-7)



Hazelwood Elementary (K-6)



St. Mary's Elementary (K-6)



St. Matthew's Elementary (K-7)



System Information

Key Considerations

- ▶ St. Mary's Elementary experiencing current and projected enrolment pressures.

Cowan Heights Elementary (K-7)

- ▶ Current Enrolment: 385
- ▶ Estimated Capacity: 600 (23 rooms)
- ▶ Year of Construction: 1974

St. Matthew's Elementary (K-7)

- ▶ Current Enrolment: 420
- ▶ Estimated Capacity: 630 (24 rooms)
- ▶ Year of Construction: 1983

Hazelwood Elementary (K-6)

- ▶ Current Enrolment: 483
- ▶ Estimated Capacity: 620 (25 rooms)
- ▶ Year of Construction: 1975

St. John Bosco (K-9)

- ▶ Current Enrolment: 203
- ▶ Estimated Capacity: 660 (25 rooms)
- ▶ Year of Construction: 1960

Waterford Valley High (10-12)

- ▶ Current Enrolment: 659
- ▶ Estimated Capacity: 860 (32 rooms)
- ▶ Year of Construction: 2015

St. Mary's Elementary (K-6)

- ▶ Current Enrolment: 190
- ▶ Estimated Capacity: 180 (7 rooms)
- ▶ Year of Construction: 1961

Beaconsfield Junior High (7-9)

- ▶ Current Enrolment: 534
- ▶ Estimated Capacity: 775 (25 rooms)
- ▶ Year of Construction: 1973

Cowan Heights Elementary Enrolment Projection (K-7)

	K	1	2	3	4	5	6	7	Total	Rooms
2019	60	54	39	44	50	53	54	33	387	21
2020	46	58	53	38	45	49	52	50	391	22
2021	46	45	58	53	39	43	48	48	380	20
2022	40	46	45	57	55	37	42	44	366	19
2023	41	39	46	44	59	52	37	40	358	20
2024	39	41	39	45	46	57	52	35	354	19
2025	38	38	40	39	47	44	57	48	351	19
2026	35	37	38	40	40	45	44	53	332	18
2027	35	35	37	38	42	39	44	41	311	19
2028	33	34	35	37	40	41	38	41	299	16
2029	33	33	35	35	39	38	40	35	288	16

Hazelwood Elementary Enrolment Projection (K-6)

	K	1	2	3	4	5	6	Total	Rooms
2019	90	55	64	73	55	74	81	492	22
2020	65	92	54	62	75	55	76	479	21
2021	74	66	90	52	64	76	57	479	22
2022	65	75	65	87	54	64	78	488	22
2023	66	66	73	63	89	54	67	478	21
2024	66	67	65	71	64	89	56	478	21
2025	66	67	66	63	72	65	92	491	22
2026	66	67	65	64	64	73	67	466	22
2027	66	67	65	64	65	65	75	467	21
2028	66	67	65	64	65	66	67	460	22
2029	66	68	65	64	65	66	68	462	22

St. Mary's Elementary Enrolment Projection

	K	1	2	3	4	5	6	Total	Rooms
2019	32	25	25	19	37	29	23	190	9
2020	21	33	25	26	18	34	30	187	11
2021	16	22	33	27	25	17	36	176	9
2022	20	17	22	34	26	24	18	161	8
2023	24	20	18	23	34	24	25	168	9
2024	24	25	21	18	23	32	25	168	9
2025	24	25	25	22	18	22	33	169	9
2026	24	25	25	26	21	17	23	161	9
2027	24	25	25	26	26	20	18	164	9
2028	24	25	25	26	26	24	21	171	9
2029	24	25	25	26	26	24	25	175	9

St. Matthew's Elementary Enrolment Projection (K-7)

	K	1	2	3	4	5	6	7	Total	Rooms
2019	52	56	51	47	60	50	63	60	439	23
2020	48	50	57	52	42	60	48	65	422	22
2021	48	46	51	57	46	43	59	52	402	22
2022	38	46	47	52	53	46	41	60	383	19
2023	50	37	47	47	46	53	44	43	367	21
2024	51	48	37	47	43	46	51	49	372	21
2025	51	49	49	37	43	43	45	51	368	19
2026	51	49	50	49	34	43	41	47	364	20
2027	51	49	50	51	45	34	41	42	363	20
2028	52	49	50	51	46	45	33	42	368	20
2029	52	50	50	51	46	46	43	33	371	21

St. John Bosco Enrolment Projection (K-9)

	K	1	2	3	4	5	6	7	8	9	Total	Rooms
2019	18	10	22	17	18	22	20	14	22	25	188	10
2020	19	18	11	23	17	19	22	21	14	22	186	10
2021	14	20	19	11	23	18	19	23	21	14	182	10
2022	13	14	21	19	10	24	18	20	23	21	183	10
2023	15	14	15	21	19	11	24	19	20	24	182	10
2024	14	15	15	16	21	20	11	25	19	20	176	10
2025	14	14	16	15	15	22	20	13	25	19	173	10
2026	13	13	14	15	14	16	22	22	13	25	167	10
2027	12	13	14	14	15	15	16	23	22	13	157	10
2028	11	12	13	14	14	16	15	18	23	22	158	10
2029	11	11	13	13	13	15	16	17	18	24	151	10

Beaconsfield Junior High Enrolment Projection (7-9)

	7	8	9	Total	Rooms
2019	120	186	227	533	21
2020	114	211	190	515	19
2021	103	232	215	550	22
2022	98	208	236	542	21
2023	108	207	212	527	21
2024	100	199	211	510	20
2025	85	190	203	478	19
2026	135	188	194	517	20
2027	95	238	193	526	20
2028	104	184	242	530	20
2029	95	190	189	474	18

Waterford Valley High Enrolment Projection (10-12)

	10	11	12	13	Total	Rooms
2019	201	217	212	37	667	23
2020	241	207	196	37	681	23
2021	206	246	190	37	679	23
2022	219	208	224	37	688	23
2023	245	223	189	37	694	24
2024	229	248	204	37	718	24
2025	223	232	226	37	718	24
2026	211	225	213	37	686	23
2027	203	213	206	37	659	22
2028	194	205	195	37	631	22
2029	240	196	188	37	661	23

First Consultation

“What are the most important things for the District to consider in reviewing the grade configuration of St. Mary’s Elementary, with the possibility of changing it to a K-4 school and having the grades 5 and 6 students attend Hazelwood Elementary?”



Demographics

- Recognizing you may belong to more than one of the following groups, please choose the one that most appropriately describes your role in this exchange.



%		Person Icon	
88%	(131)	■	Parent/Guardian
4%	(6)	■	Extended family member (grandparent, aunt, etc.)
0%	(0)	■	Student
2%	(3)	■	School staff member
6%	(9)	■	Community member

Demographics

– Please indicate the school community that you mostly associate with.



%		Person Icon	
89%	(132)	■	St. Mary's Elementary
10%	(15)	■	Hazelwood Elementary
1%	(2)	■	None of the above

Top Thoughts

Looking at the numbers provided by ESDNL, SME is predicted to only have 119 students by 2022 & using 6 classrooms (k-4) which is only 66% capacity. I believe that ESDNL could use this as fuel to close SME, stating that it uses too much resources for only 100 or so students. Don't change SME please

4.5  (32)

Ranked #1 of 435



SME should stay a K-6 school. There has to be other options. It is not logical to take out 2 grades when enrolment is projected to go down. Please inform the parents of all options that have been considered.

4.5  (32)

Ranked #2 of 435



The District needs to consider the input and wisdom from the parents themselves before making any final decision. An information, exchange of ideas session is necessary between the school board and the parents. In doing so, everyone will have the facts.

4.5  (32)

Ranked #3 of 435



Top Thoughts

This seems to be a drastic solution to a temporary problem. If 2 grades are removed, the school will be underpopulated and under funded. 100 percent of this school's population does not agree with the proposed changes. Please listen to what we have to say and allow for more time.

4.5  (32 )
Ranked #4 of 435

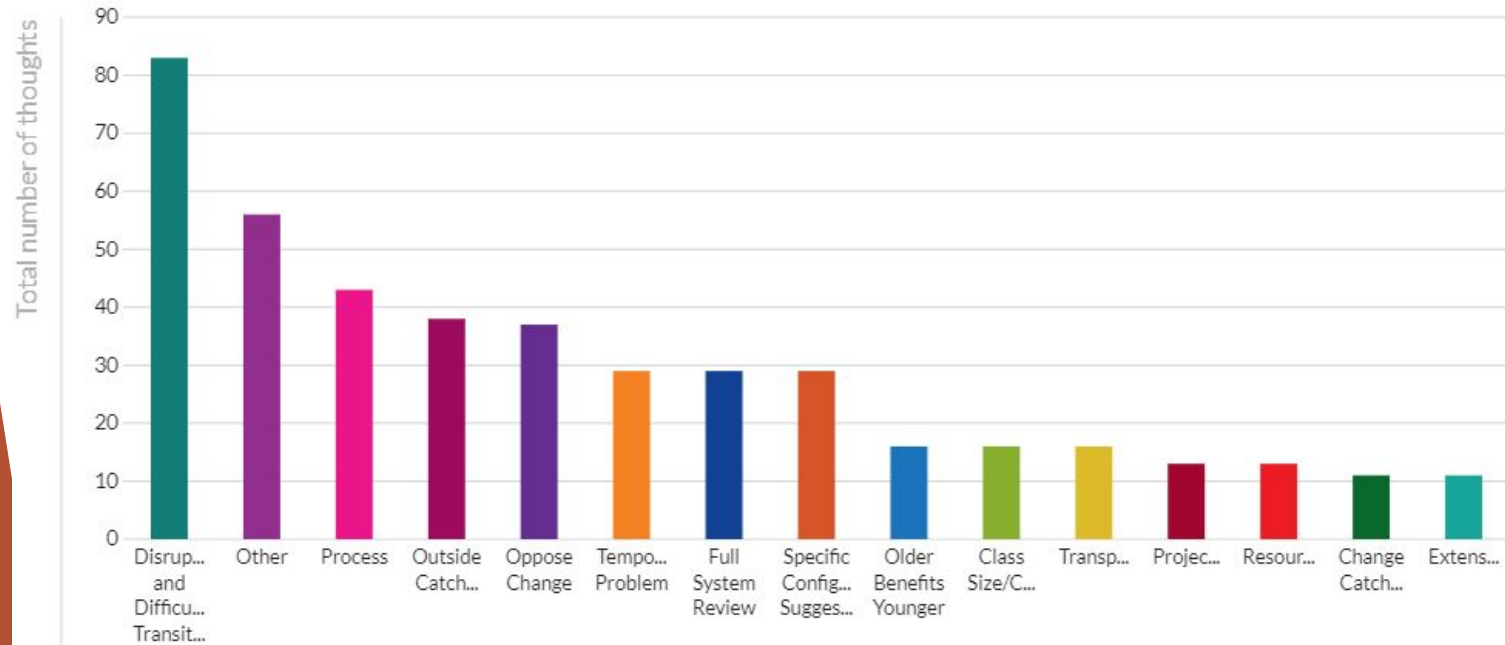


St. Mary's should remain a K-6 school. Can the board please find a less drastic solution to this temporary problem? Moving the grades 5 & 6 students will eventually lead to the school being under populated and then the board will be trying to shut it down completely

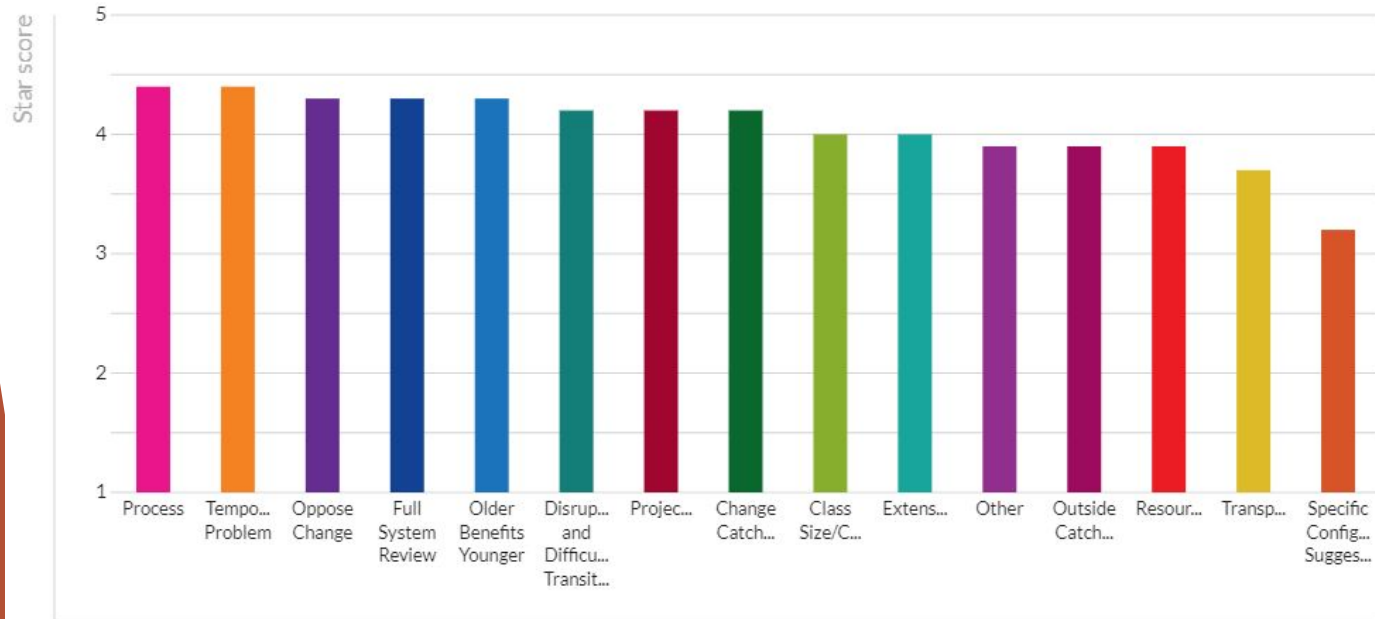
4.5  (31 )
Ranked #5 of 435



Common Themes



Theme Ratings



Future Plans

Based on feedback from the community, NLESD has decided to extend the review process in order to examine other possibilities to accommodate enrolment at St. Mary's Elementary. No motion is proposed at this time.